


5/2-way Flipper Solenoid Valve for pneumatics



- Compact design
- Single and manifold mounting
- Low power consumption
- Fast response times
- Second connection shut-off function


Type 6525 can be combined with...



Type 8640
Valve island




Type 2031
Diaphragm valve



Type 8644
Valve island



Type 0044
Cylinder



Type MKRS
Redundancy bloc

The Type 6525 consist of a pilot flipper valve Type 6144 and a pneumatic seat valve. The flipper principle allows switching of high pressures together with low power consumption and fast response times.

All valves are equipped with manual override as a standard.

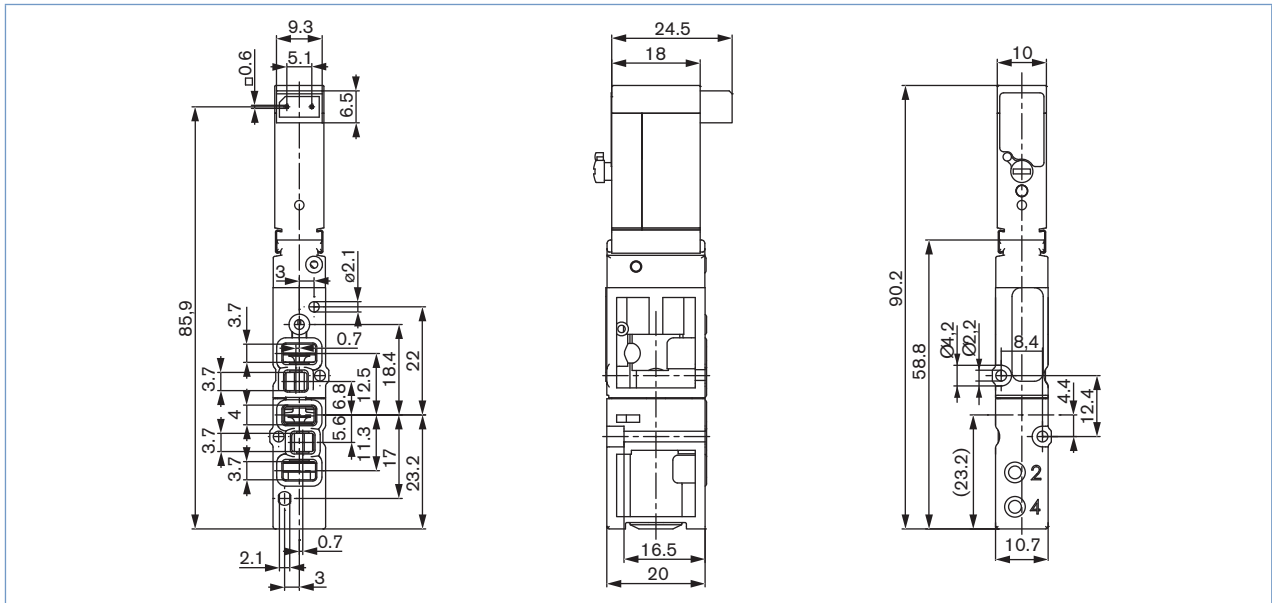
The valve is also available with a second connection (pressed cable), whereby a safety-related shut-off function is realized

Technical data	
Orifice	DN4,0
Body material	PPS, PA
Seal material	FKM, NBR and PUR
Medium	Lubricated, oil free, dry compressed air; neutral gases (5 µm filter recommended)
Medium temperature	-10...+50°C
Ambient temperature	-10...+55°C
Manual override	Standard
Port connection	Flange for MP11
Pneumatic module	Type MP11 with M5, M7, push-in connection Ø 6 mm
Voltage tolerance	±10%
Cycling rate	approx. 1000 c.p.m.
Voltage	24 V DC *
Nominal power	0.8 W
Duty cycle	Continuous operation (100% ED)
Electrical connection on valve	Rectangular plug with Raster 5.08 mm
Type of protection	IP40 with rectangular plug
Protection class	3 acc. to VDE 0580
Weight	21 g
Mounting	with 2 screws M2 x 20
Installation	As required, preferably with actuator upright


* 10% residual ripple allowed

Response times [ms]	Measurement acc. to ISO 12238
Opening	<10 ms
Closing	<10 ms

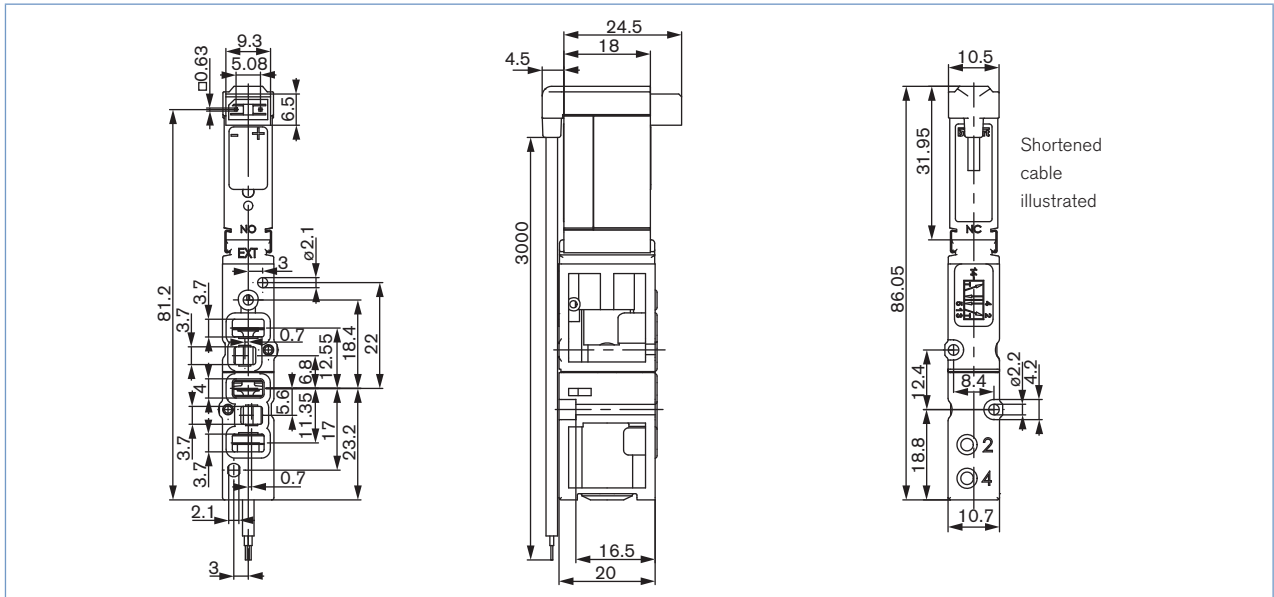
Dimensions [mm] - Standard version



Sectional drawing - Standard version

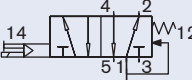


Dimensions [mm] - Second connection shut-off function



Ordering chart for valves

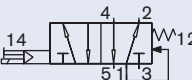
Standard version

Circuit function	Orifice [mm]	Q _{Nn} value air [l/min] ²⁾	Pressure range [bar] ³⁾	Response times			Item no.
				Opening [ms]	Closing [ms]	Voltage/frequency [V/Hz]	
H 5/2-way valve 	4	300	1...10 ¹⁾	<10	<10	24 V DC *	186 271
			2,5...10	<10	<10	24 V DC *	179 938

* 10% residual ripple allowed

¹⁾ Version with auxiliary pilot air²⁾ Measured at +20°C, 6 bar pressure at valve inlet and 1 bar pressure difference³⁾ Measured as overpressure to the atmospheric pressure

Second connection shut-off function, without manual override

Circuit function	Orifice [mm]	Q _{Nn} value air [l/min] ²⁾	Pressure range [bar] ³⁾	Response times			Item no.
				Opening [ms]	Closing [ms]	Voltage/frequency [V/Hz]	
H 5/2-way valve 	4	300	1...10 ¹⁾	<10	<10	24 V DC *	On request
			2,5...10	<10	<10	24 V DC *	285 544

* 10% residual ripple allowed

¹⁾ Version with auxiliary pilot air²⁾ Measured at +20°C, 6 bar pressure at valve inlet and 1 bar pressure difference³⁾ Measured as overpressure to the atmospheric pressure

Ordering chart for accessories

Accessory	Version	Features	Item no.
Rectangular cable plug	Raster 5.08 mm	with 3 m cable 2-pin	133 486
		with 300 mm flying leads 2-pin	644 068
		with 2 single contacts	644 067
Protective cover for 5/2-way valve position	complete	for 1 unused valve position	650 373
Pneumatic connector module	left	G 1/4	144 750
		NPT 1/4	144 751
	right	G 1/4	144 753
		NPT 1/4	144 754
Pneumatic basic module MP11, 2 valve wide	Push-in connection Ø 6 mm	without check valve	144 903
		with check valve in R and S	144 906
	Connection M7	without check valve	144 905
		with check valve in R and S	144 908
Pneumatic basic module MP11, 8 valve wide	Push-in connection Ø 6 mm	without check valve	144 912
		with check valve in R and S	144 915
	Connection M7	without check valve	144 914
		with check valve in R and S	144 917

To find your nearest Bürkert facility, click on the orange box →

www.burkert.com